

.630" PCB Barrier Terminal Blocks

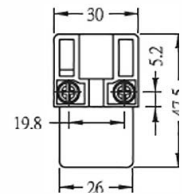
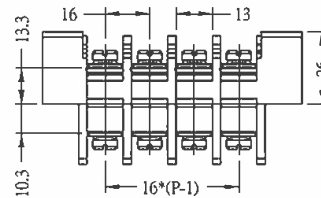
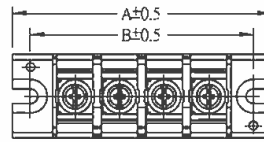

DECA[®]
SwitchLab

TYPE: TBC

Pitch: 16.00mm

TBC-W-04

Terminal style: W



Poles	2	3	4	5	6	7	8	9	10	11	12	13	14	15
A(mm)	61.00	77.00	93.00	109.00	125.00	141.00	157.00	173.00	189.00	205.00	221.00	237.00	253.00	269.00
B(mm)	48.00	64.00	80.00	96.00	112.00	128.00	144.00	160.00	176.00	192.00	208.00	224.00	240.00	256.00